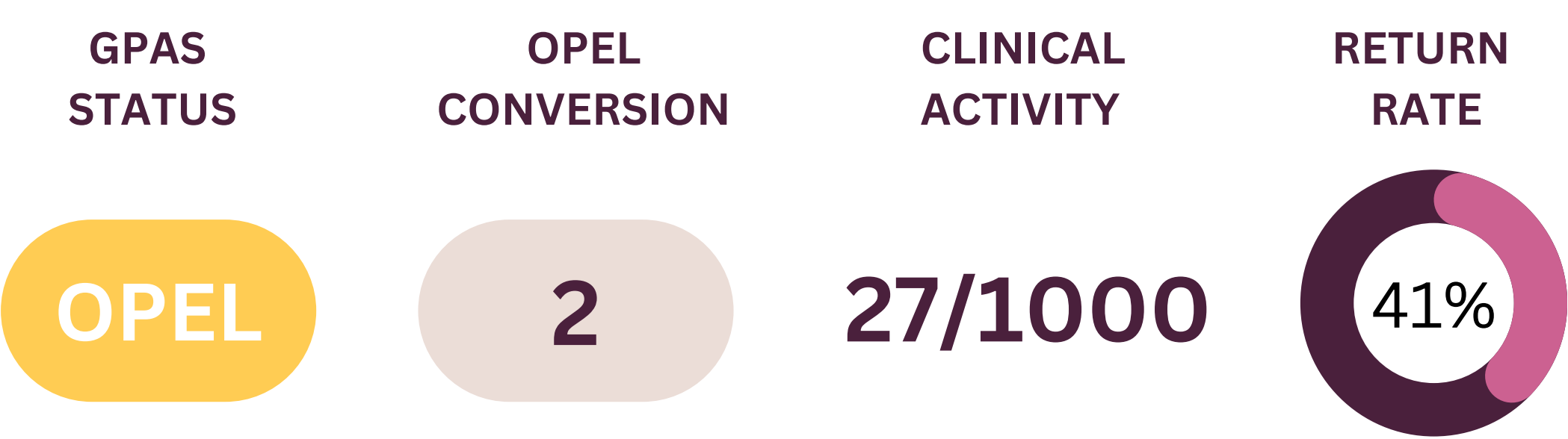


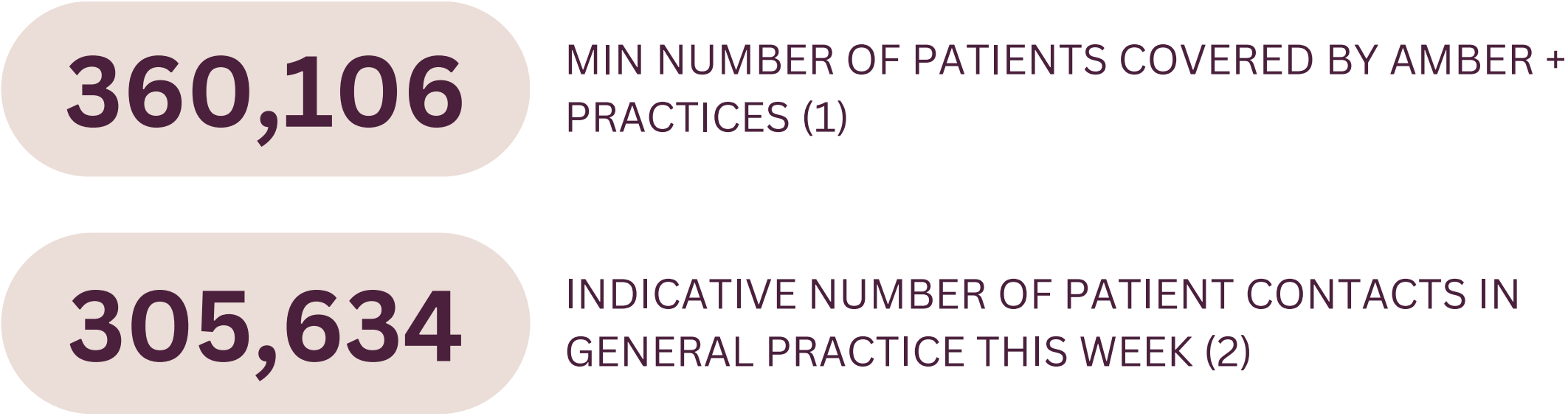


GENERAL PRACTICE ALERT STATE SITREP | 20.06.2025

LANCASHIRE & CUMBRIA DATA



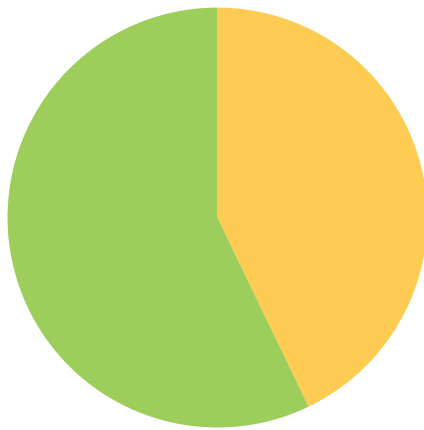
IMPORTANT FIGURES



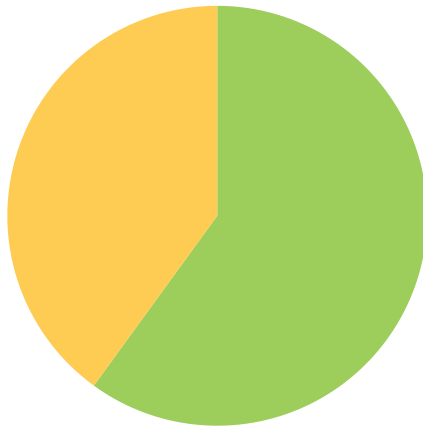
LOCALITY DATA

	GPAS STATUS	OPEL STATUS	CLINICAL ACTIVITY	RETURN RATES
Blackpool		2	26/1000	44%
Fylde & Wyre		2	36/1000	56%
Morecambe Bay	Insufficient responses			
West Lancs		3	31/1000	47%
Greater Preston		2	31/1000	45%
Chorley & S. Ribble	Insufficient responses			
East Lancs		1	19/1000	49%
Blackburn W/Darwen	Insufficient responses			
North Cumbria	Insufficient responses			


Blackpool



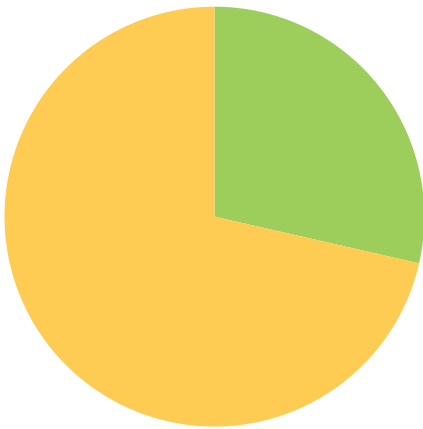
Fylde & Wyre



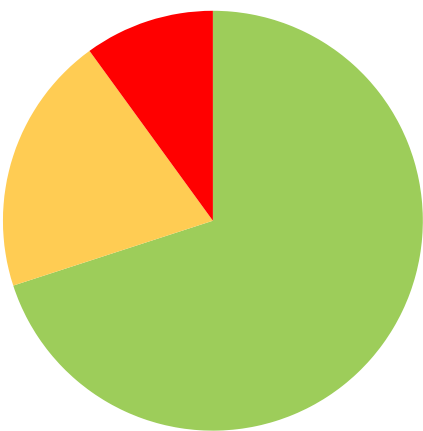
Morecambe Bay




West Lancs



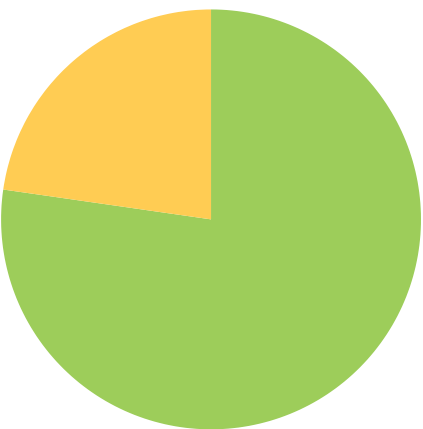
Greater Preston




Chorley & S. Ribble




East Lancs



Blackburn W/Darwen



North Cumbria



A SELECTION OF THIS WEEK’S PRACTICE COMMENTS

Currently have 1 GP partner on phased return from sick leave, and another GP partner who has now been on sick leave for almost 4 weeks and salaried GP on annual leave. Struggling with admin vacancies, and gaps in clinical rota.

GPAS CHANGE SINCE LAST SITREP

	Last SITREP	This Week	Trend	Note
Blackpool	<div></div>	2	↓	OPEL 3 TO OPEL 2
Fylde & Wyre	<div></div>	2	↑	OPEL 1 TO OPEL 2
Morecambe Bay	<div></div>			
West Lancs	<div></div>	3	→	
Greater Preston	<div></div>	2		
Chorley & S. Ribble	<div></div>			
East Lancs	<div></div>	1	↓	OPEL 2 TO OPEL 1
Blackburn W/Darwen	<div></div>			
North Cumbria	<div></div>			

A QUICK GUIDE TO THE GPAS STATES

BLACK

Practice will fail within one month. Urgent system intervention required.

RED

Sustainable in the short term. Needs system support.

AMBER

Sustainable in the medium term (6 months max). Probably needs system support.

GREEN

Fully Sustainable.

LMC NOTE:

Submitting your results is crucial. When we don’t receive your data, it limits our ability to present a strong, accurate picture to system partners. This, in turn, weakens our case when we advocate for more resources and support for your practice.

(1) This figure is accurate and is the sum of the list sizes submitting from those Practices registering as amber, Red and Black
(2) This figure is approximate and calculated by using the clinical activity figure for Lancashire & Cumbria multiplied by 5